

## Education, Inclusion & Provision Department

### Revenue Budget as at 31 December 2023

	Annual Budget	Budget to Date	Actual Spend	Variance (Overspend)	Forecast Outturn
	£'000	£'000	£'000	£'000	£'000
<b>Expenditure</b>					
Employees	7,495	5,239	5,079	160	160
Premises	28	21	9	12	0
Supplies & Services	1,218	650	638	12	18
Transport	64	48	32	16	0
Schools Transport	1,530	1,148	1,563	(415)	(1,130)
Commissioned Services	1,654	526	454	72	72
Grants to Voluntary Organisations	10	0	0	0	10
Independent School Fees	6,756	5,074	5,074	0	0
Inter Authority Special Needs	604	453	453	0	0
Pupil Premium Grant	215	162	162	0	0
Nursery Education Payments	7,467	4,500	4,500	0	0
Capital Financing	1	0	0	0	0
<b>Total Expenditure</b>	<b>27,042</b>	<b>17,821</b>	<b>17,964</b>	<b>(143)</b>	<b>(870)</b>
<b>Income</b>					
Fees & Charges Income	-101	-154	-200	46	119
Government Grant Income	-856	-428	-428	0	0
Schools SLA Income	-445	-319	-319	0	66
Reimbursements & Grant Income	0	0	-40	40	40
Transfer from Reserves	-192	-94	-94	0	0
Dedicated Schools Grant	-18,728	-9,364	-9,364	0	0
Inter Authority Income	-483	-207	-207	0	0
<b>Total Income</b>	<b>-20,805</b>	<b>-10,566</b>	<b>-10,652</b>	<b>86</b>	<b>225</b>
<b>Net Operational Expenditure</b>	<b>6,237</b>	<b>7,255</b>	<b>7,312</b>	<b>(57)</b>	<b>(645)</b>
<b>Recharges</b>					
Premises Support	281	140	140	0	0
Transport Support	441	330	393	(63)	(140)
Central Support	1,609	807	807	0	0
Asset Rental Support	17	0	0	0	0
Recharge Income	0	0	0	0	0
<b>Net Total Recharges</b>	<b>2,348</b>	<b>1,277</b>	<b>1,340</b>	<b>(63)</b>	<b>(140)</b>
<b>Net Departmental Expenditure</b>	<b>8,585</b>	<b>8,532</b>	<b>8,652</b>	<b>(120)</b>	<b>(785)</b>

### Financial Position

The net Departmental expenditure is £0.120m over budget at the end of quarter three, based on available information. However, the forecast outturn for 2023/24 is currently estimating an overspend against budget of £0.785m. This is broadly in line with the forecast overspend of £0.767m forecast at Q2.

Core funded employee expenditure is forecast to be £0.160m under budget at year end. There are a number of vacant positions across the department that are being acted-up/covered by agency staff. It is envisaged that most of these vacancies will be filled by the end of this financial year.

The Q1 report provided a forecast that supplies and services costs would be over the available budget, but since that point revisions have been made to the forecast spend for the year and it is now estimated that costs will be under the available budget by £0.018m.

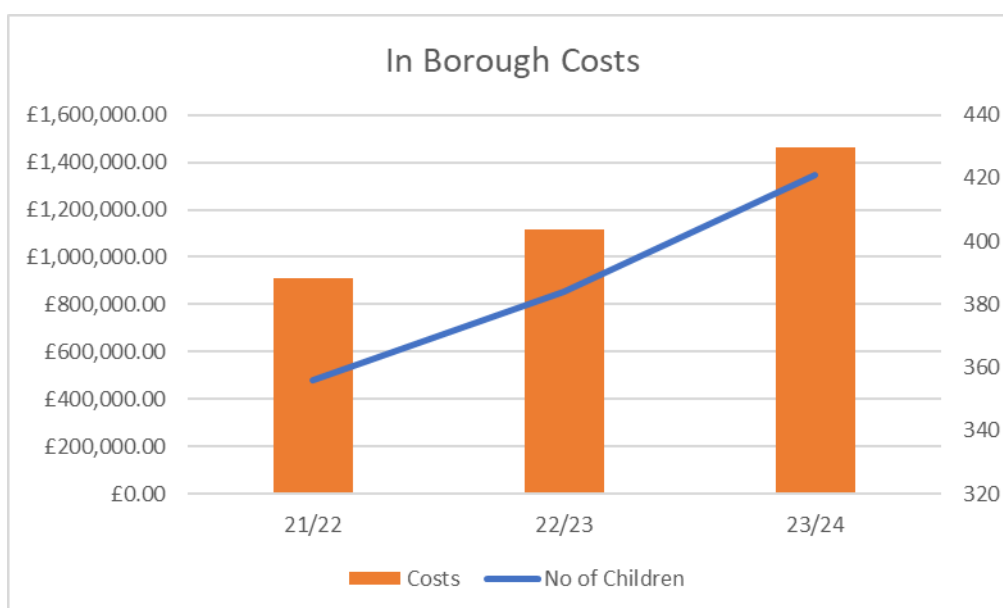
All spend in this area is essential spend only and the budget holders across the Department closely monitor all spend.

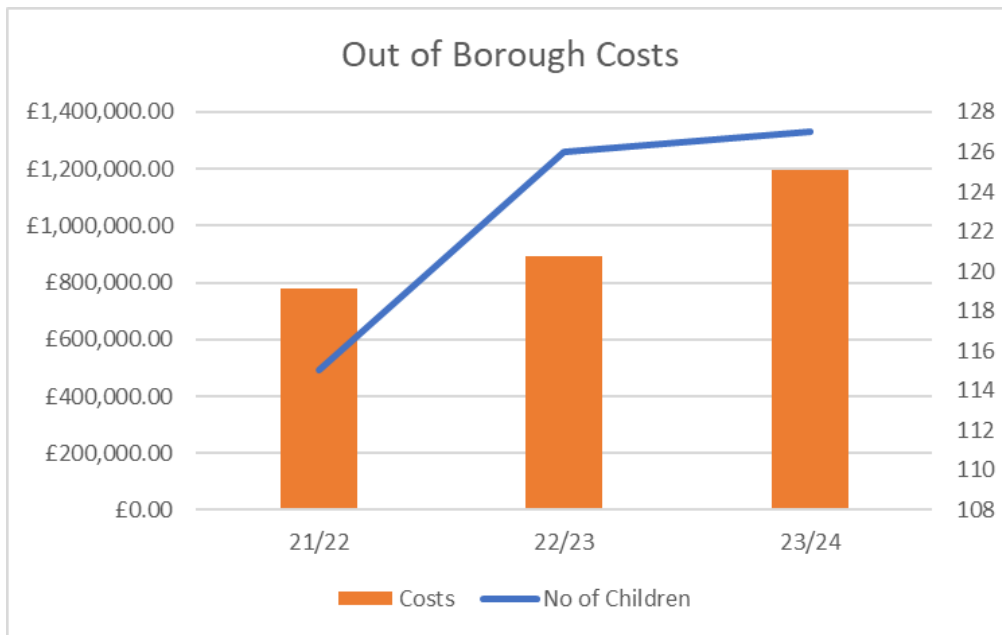
Schools Transport is the main budget pressure for Education, Inclusion and Provision. The Council has a statutory responsibility to provide Special Educational Needs (SEN) pupils with transport. The budget can be split into two main areas: between SEN pupils attending schools within the borough and those attending out of borough schools.

The table below breaks down the split between the different areas, and how each areas spend compares to budget.

2023-24 as at Q3					
Area	No. of Users	Budget £'000	Projected Spend £'000	Variance £'000	Average Cost per User
In Borough	421	1,104	1,465	(361)	£3,480
Out of Borough	127	426	1,195	(769)	£9,409
<b>Total</b>	<b>548</b>	<b>1,530</b>	<b>2,660</b>	<b>(1,130)</b>	

At Q3 there are currently 548 service users, an increase of 30 from Q2. The majority of which attend schools within the Borough, 421 compared to 127 out of the Borough. As can be seen both areas are overspending compared to budget. However, the out of borough forecast overspend is far greater than that for in-borough. The demand for the School Transport service is increasing in line with the increasing number of pupils with SEN within the Borough. The graphs below show that the number of SEN children using this service has increased year on year, which has driven the costs up.





It is worth noting though that this situation is not unique to Halton, it is a pressure across all Councils nationwide.

Fees and Charges income is forecast to generate £0.119m above the budgeted target. This is due to increase in usage of the Careers Education Service and non-school attendance fines.

Reimbursements and other grant Income has generated income £0.040m above the budgeted income target at Q3. Presently this forecast consists of contributions from the CCG towards Integrated Youth contracts. However, in previous years there has also been other income such as reimbursements from parents for school's transport costs for elected placements. This type of income is demand/service led and so there is no target/forecast for it presently.

School SLA income is forecast to generate £0.066m above the income target for the year, with the possibility of services such as Educational Psychology and Education Welfare generating higher levels of income than initially targeted as both are in high demand from schools. As a result, they generally achieve higher levels of income than initially targeted.

### **Approved 2023/24 Savings**

Please see Appendix A for full details

### **Risks/Opportunities**

Cost of out of borough transport is increasing year on year, due to demand and high fuel costs. The average cost for out of borough users has increased from £7,079 (2022/23) to £9,409 in the third quarter of the current financial year.

Supporting Families has a large surplus reserves balance (£0.745m as at 31.03.23), which is expected to increase to £0.788m by the end of 2023/24. It has been suggested that this be used to fund core activity.

### **Capital Projects as at 31 December 2023**

	Annual Capital Allocation	Allocation to date	Actual Spend	Total Allocation remaining
	£'000	£'000	£'000	£'000
Capital Repairs	1,089	783	783	306
Asbestos Management	17	1	1	16
Asset Management Data	6	6	6	0
Small Capital Works	139	80	80	59
Access Initiative	44	9	9	35
SEMH Free School	239	239	239	0
Cavendish School	605	223	223	382
Astmoor Primary RB	300	175	174	126
Ashley School	500	37	37	463
Kingsway Academy RB	30	0	0	30
Oakfield Primary	352	303	303	49
St Basil's Primary RB	250	0	0	250
St Peter's & Paul High School	356	0	0	356
The Brow Primary RB	103	89	89	14
Victoria Road Primary RB	268	133	133	135
Westfield Primary RB	220	190	190	30
Woodside Primary RB	350	176	176	174
Brookfields School	300	0	0	300
High Needs unallocated	21	0	0	21
Basic Needs unallocated	601	0	0	601
<b>Total Capital</b>	<b>5,790</b>	<b>2,444</b>	<b>2,443</b>	<b>3,347</b>

#### **Comments on the above figures**

Many of the Capital repairs and SEND works have been completed over the summer holiday.

Cavendish School remodelling started on site in August, with completion planned for February 2024.

SEMH Free School is now complete.




Fairfield project is still at feasibility stage.

Asbestos management surveys are updated annually, and remedial work conducted where necessary.



**EDUCATION, INCLUSION AND PROVISION DEPARTMENT**

**APPENDIX A**

Ref.	Service Area	Net Budget £'000	Description of Saving Proposal	Savings Value			Current Progress	Comments
				23/24 £'000	24/25 £'000	25/26 £'000		
EIP1	Education Psychology Service	339	There is excess demand from schools for the Education Psychology Service. The service is valued and there is opportunity to expand our offer and generate additional income.	0	52	0		On target to be achieved
EIP2	SEN Assessment Team	82	Consideration will be given to funding the full service costs from the High Needs Block of the Dedicated Schools Grant.	0	80	0		To be reviewed
EIP5	Commissioning	148	Review with Health colleagues how the Emotional Health and Wellbeing Service for Children in Care, Care Leavers and Carers could instead be provided by Child and Adolescent Mental Health Services (CAMHS) as they are commissioned by the Integrated Care Board.	0	148	0		To be reviewed

EIP5	Commissioning	291	Additional funding for Youth Grants has been confirmed for three years from the DfE Holiday Activity and Food Programme grant, therefore core budget can be released.	40	0	0	<input checked="" type="checkbox"/>	On target to be achieved
EIP9	Education Welfare Service	396	There has been increased buy-back of this service from schools and as a result the income budget can be increased.	60	0	0	<input checked="" type="checkbox"/>	On target to be achieved
<b>Total Education, Inclusion and Provision Department</b>				<b>100</b>	<b>280</b>	<b>0</b>		

